

***ОТЧЕТЕН ДОКЛАД ЗА
ДЕЙНОСТТА
НА
РАЙОНЕН СЪД
ГЕНЕРАЛ ТОШЕВО
ЗА
2017 ГОДИНА***

:

-
- 1.
- 2.
- 3.

•

- 1.

2015 – 2017 .

- 2.

–

3-

2015 – 2017 .

- 3.

1-

- 4.

/

%

2015 – 2017 .

- 5.

–

2015 – 2017 .

- 6.

-
- 1.

- 2.

2015 – 2017 .

- 3.

;

- 4.

- 5.

- 6.

- 7.

- 8.

- 9.

V.

- 1.

- 2.

2015 - 2017 .

- 3.

;

- 4.

- 5.

- 6.

- 7.

- 8.

- 9.

V.

V .

- 1.
- 2.

V .

VIII.

- .
- .
- .
- .

I.

2017 .

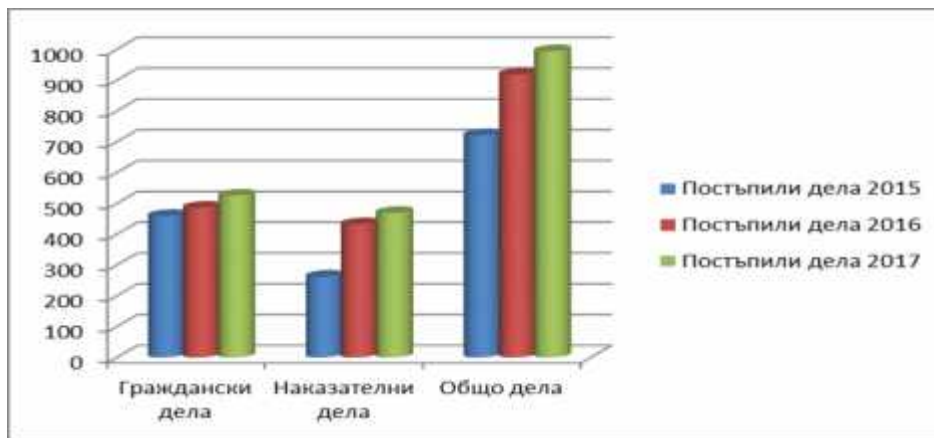
:
 :
 - :
 ”
 ”;
 - “ ”
 - “ ; ”
 .
 - ” : ”,
 - ” ; ”,
 .

2.

2017 13
 , : - 1
 ” ”; - 1 ” ; - 1
 ; - 3 ; - 2 ;
 - 1 ; - 1 ;
 - 1 ; - 1
 . - 1 .
 2017
 .
 ” ”.
 , 14.09.2017 . 18.10.2017 .,
 . - 18.10.2019 .
 , .

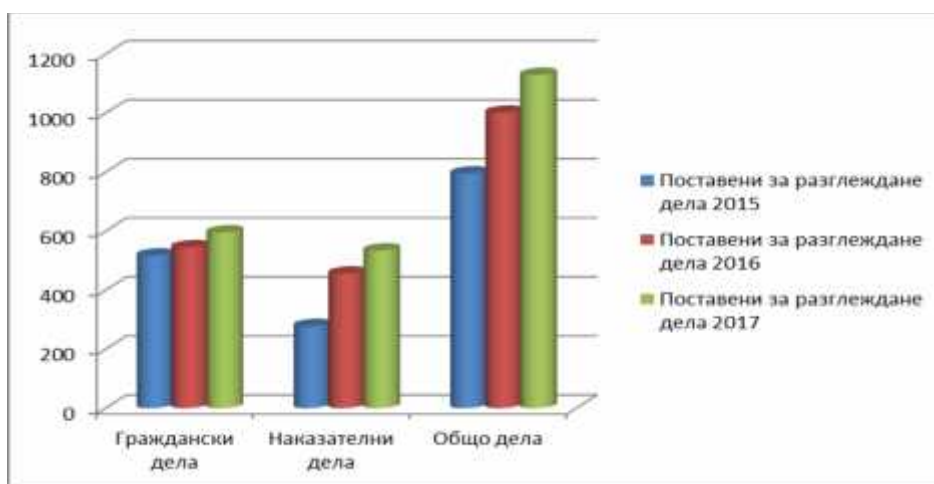
4.33 (13/3);
 (13/5). , 2.60

2015 . 262 . 721 . , 459 .



1.2.

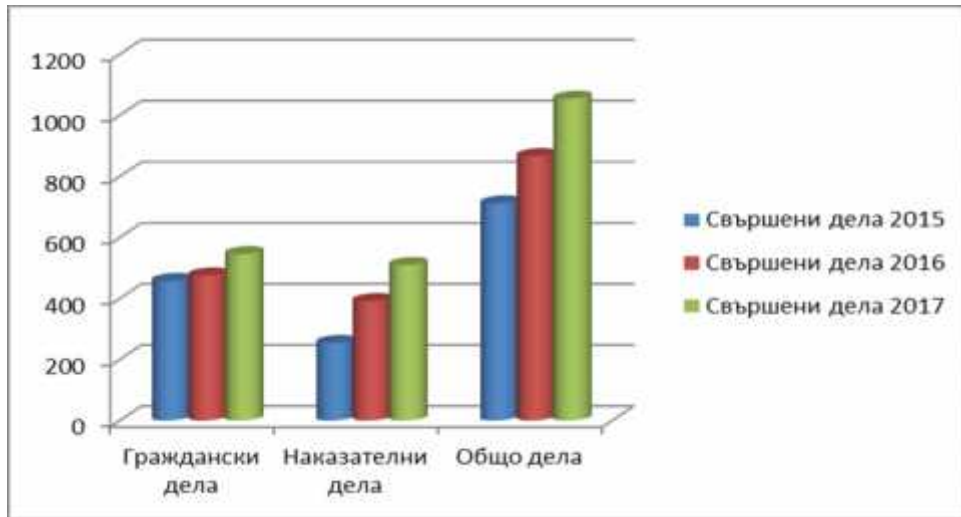
795 ., 595 . 534 . 2017 ., 1129 .,
 517 . 456 2016 . – 1001 ., 545 –
 278 ., 2015 .



1.3.

545 ., 509 2016 .
 1054 .

391 , 866 , 475
 254 , 2015 , - 711 , 457



833, : 496 ,, 337
 .78 - 23 . - 69 .
 2016 . 719 ,, :
 413 ,, 306 ,, .78
 - 9 ,, - 56
 2015 . 562 ,, :
 390 ,, 172 ,, .78 - 7 ,,
 - 38 .
 221 . , 49
 2016 ,,
 147 , 62 . 85 . ,
 2015 . - 149 ,, 67 . 82 .

2. - **3-**

2015 - 2017 .

2017 . , 3- ,
 920 . 87 % , 471 . - 86 %
 449 . - 88 %.
 2016 ,, 3- , 743 .
 86 % , 406 . - 86 %
 337 . - 86 %.
 2015 ,, 3- , 635 .
 89 % , 413 . - 90 %
 222 . - 87 %.

99 ., 61 . 38 . .
: - ,
-
99 . ,
65 . 65,66 %; - 19 .
19,19 %; - 13 . 13,13 % 2
- 2,02 %
- 2016 .
102 . ,
44 . 43,14 %; - 52 .
50,98 %; - 6 . 5,88 %.
- 2015 . 86 . ,
. 47 . 54,65 %;
- 28 . 32,56 %; 11 .
12,79 %.
, 2016 ,
,

5.

2017 .

2015 -

2017

3 .

-

,

,

-

:

| | 2015 . | | | | 2016 . | | | | 2017 | | | |
|--|--------|-------|-------|-------|--------|-------|-------|-------|-------|-------|-------|-------|
| | | | | | | | | | | | | |
| | | | | | | | | | | | | |
| | 16,56 | 14,81 | 20,38 | 18,23 | 23,83 | 20,62 | 27,81 | 24,06 | 31,36 | 29,28 | 32,26 | 30,11 |
| | 21,54 | 19,04 | 26,51 | 23,44 | 25,95 | 22,62 | 30,28 | 26,39 | 33,05 | 30,28 | 34,00 | 31,14 |
| | 11,58 | 10,58 | 14,26 | 13,03 | 21,71 | 18,62 | 25,33 | 21,72 | 29,67 | 28,28 | 30,51 | 29,09 |

2017 .

6.

62/16.12.2015 .

| | | | |
|--|-------|------|-------|
| | | | |
| . 146, . 158, . 161, . 164, . 165 | 0,60 | 0,24 | 0,12 |
| 343 , - . 344-346 , 347-348 , .348 | 7,10 | 1,10 | 3,85 |
| ; ; ; ; ; | 5,06 | 0,38 | 10,08 |
| . 389 . | | 1,20 | 2,12 |
| | | 3,00 | 0,10 |
| | 6,15 | | 1,80 |
| - , , , , | | 2,36 | 3,44 |
| ; - | 2,65 | | 1,25 |
| - . 269-277 , , 279-281 , - . 284 - 285 | 16,00 | | 3,36 |
| 224, . 226 / . 215, 220, . . / | 0,21 | 1,58 | |
| | | 0,39 | |

| | | | |
|--|------|-------|-------|
| (.172 - .174), .173 () | 0,28 | | |
| .49 ; .52 | | 0,30 | 0,19 |
| , | 0,60 | 13,20 | 6,00 |
| : ; ; " " | 0,70 | | 0,70 |
| , - .354-354 (.354 , .1 2, .354) | 0,57 | | 0,70 |
| 343 , 346 - .343 , | 9,31 | 0,15 | 3,00 |
| .89 | 0,08 | | 0,30 |
| - .201-205 , - .217 , .225-227 , - .221-223 , - .228-240 , - .251 | 4,00 | | 3,23 |
| | | 1,84 | 1,40 |
| , | | 27,69 | 16,41 |
| | 0,80 | | |
| 325 , - .323 - 1 .161 . | 0,88 | | |
| , .159 , .68 | 2,46 | | 0,78 |
| .47 ; 67 ; .65, .66 .45 .46 ; .51 . | | 0,50 | 0,34 |

| | | | |
|---|-----------------------------------|--|-------|
| / | | | 0,50 |
| .157 , V " " | - .151, .152, | | 0,80 |
| .344, .1, .1-4, .357 | | | 2,70 |
| - .209-211 , - .212 .212 , - .213 | | | 3,48 |
| 128-129; - .131-134 | | | 1,82 |
| 117, .120-122, .126, .127 , - .136-141 | | | 1,40 |
| (.183), .175, .1 (V) | | | 2,22 |
| .222, .223 , | | | 4,60 |
| , | | | 4,84 |
| (.542) | | | 1,06 |
| , | | | 10,58 |
| , | | | 1,16 |
| | | | 23,00 |
| | | | 6,50 |
| , | | | 2,34 |
| 198, .200 , 208 ; V | - .194-197 , - .206- .218 , | | 5,17 |
| | | | 8,47 |

/

2017 .

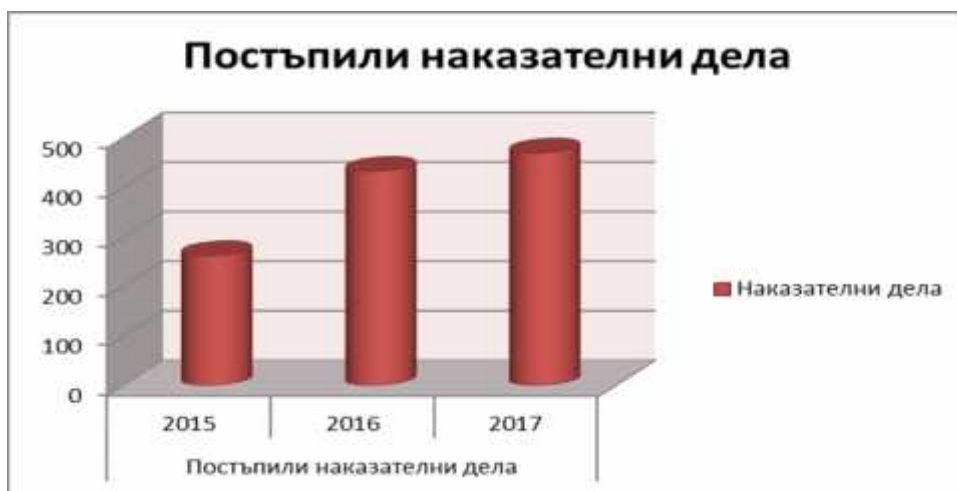
–

:

2.

2015 – 2017 .

2016 . 432 . , 2017 469 . , 2015 . – 262 .



, 2017

– 3 . , 3 .

– 2 . 0 .

– 1 . 0 .

– 5 . , –4 .

– 30 . 30 .

– 30 .

– 8 . 8 .

87 .
 - .307 - .307 :
 - 2 . ,
 - 2 . 1 . :
 - 53 .
 - 49 . :
 - 185 .
 22 . 161 . e
 2017 .
 8 . ()- , :
 - () 3 . 2 . :
 1 . () 2 . :
 - () 1 . 0 . :
 0 . () 4 . 3 . :
 - 1 . () 28 . 7 . 23 . :
 () : 7 . 3 . 5 . :
 - (

) : 86 . 1 . 86 .

- - . 307 - . 307

0 . () 0 .

(- -) 2 . 0 . :

1 .

- - () 2 . 1 . :

0 . 0 .

(- -) 49 . 5 . :

44

- - :

0 . 0 () 0 .

- -) 0 . 0 . (0 .

185 , 2016 . 89, 2015 . - 103 ²⁰¹⁷ .

193

., 2016 . 104, 2015 . - 109 .

-

2015 . 2017 . 5 . , 2016 . 3 .,

3 .

2017 . 7 ., 2016 . - 7 . 2015 . - 4

2017 . 160 . 64 .

- 170 . - 224 ., 2016 .

56 .

- 226 .

225 . 224 .

.78 2017 . 22 .

11 . .78 78 - 25 . 2016 .

12 .

.78

, 2016 . ,

33 .
84 .,
, 74 .
2016 . 103 . , 2015 . - 35 .
2016 . 107 .,
2015 . - 43 .

-23 .

3.

;

01.10.2015 .

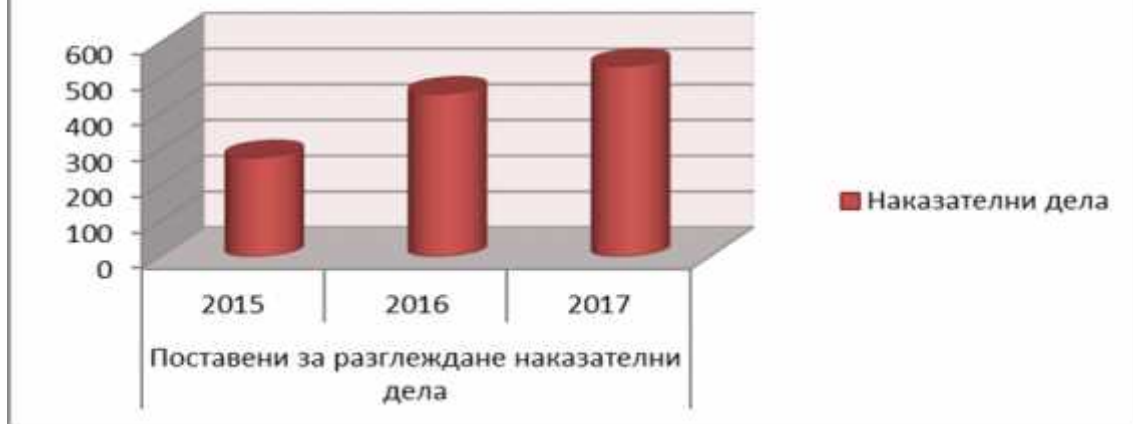
. 35, . 4

211- /03.10.2016 .

4.

2017 . 534 .,
2016 . - 456 ., 2015 . - 278 .



Поставени за разглеждане наказателни дела



, , ,
 ,
 . 64
 ,
 . 252, . 1
 . 252 :
 - 187/2017 . 190/2017 .
 26.06.2017 ., 05.09.2017
 ,, 28.06. 13.07.2017
 ”
 - 213/2017 .
 12.07.2017 ., 14.09.2017 . –
 ,
 2017 . 488
 , 121 . – 24,8 %.
2017
 :

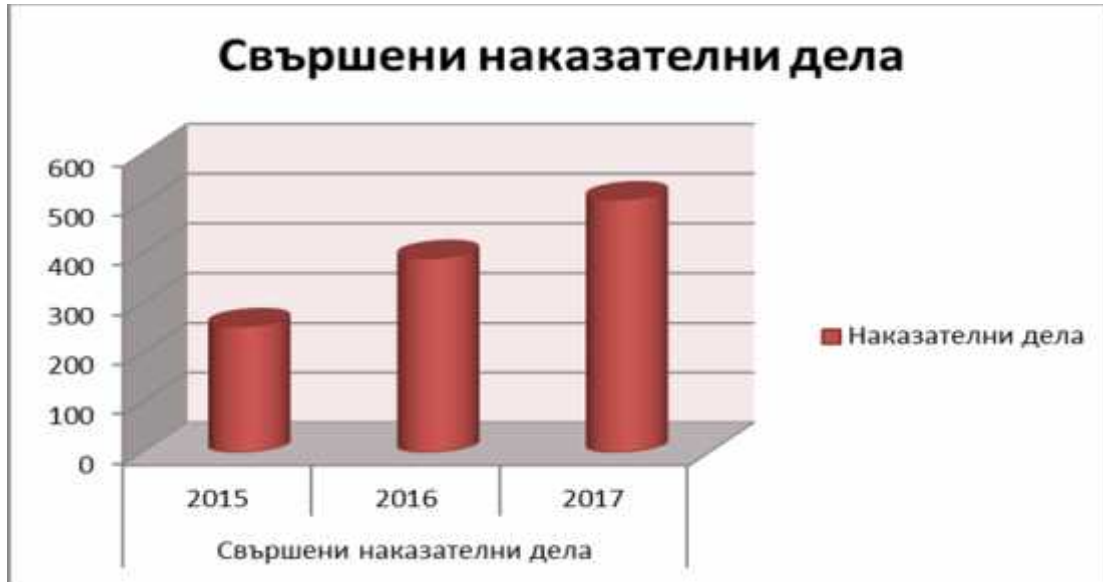
| | |
|--|---|
| | |
| | 2 |

| | |
|----|----|
| | 40 |
| | 12 |
| ; | 11 |
| ; | 17 |
| 27 | 1 |
| | 13 |
| | 2 |
| , | 3 |
| | 14 |
| | 3 |
| | 1 |
| - | 1 |
| | 1 |



5. ,

509 . 2016 .
391 ., 2015 . – 254 .



– 337 .,78 – 23
.; – 69 .; 2016 . 306, . . .78
– 9 .; – 56 .; 2015 . – 172 ., . .
78 – 7 .; – 38 .

2017 . 183 .; 2016 . – 96 .,
2015 . – 94 .

, 2016 . 87 ., 2015 . – 83 . 172 .
, 8 . 5 . 19 .

VII

, ,
5 ., 2016 .
9 . 5 ., .78 23 ., 2016 .
2016 ., 85 ., 2015 . – 82 ., 172 .,
2017 .
449 . 88 %, 2016 .,
337 86 %, 2015 . 222 . 87 %.

- 181 .
 - 1 . , .78 - 24 . :
 2015 . , :
 - 93 .
 - 1 . , .78 - 9 . ,
 2015 . , 97 .
 191 , 190 ,
 . 2016 . 97, 2015 . 109 .
 , 2017 . 6 , 2016
 . , 2015 . 12. 2016
 , 163
 , 131
 . 3 15 1 .
 21
 , .381-384 , 112 . .
 1 . ,
 .
 ,
 - .
6. - .
 2017 . ,
 01.01.2014 .
7. ,
 , ,
 - ,
 :

| | 2015 . | | | | 2016 . | | | | 2017 | | | |
|--|--------|-------|-------|-------|--------|-------|-------|-------|-------|-------|-------|-------|
| | | | . | | | | . | | | | . | |
| | | | | | | | | | | | | |
| | 11,58 | 10,58 | 14,26 | 13,03 | 21,71 | 18,62 | 25,33 | 21,72 | 29,67 | 28,28 | 30,51 | 29,09 |

2017 .

-

165 - 318 ; - 51.

296 - -

29 , 3 , 1 - 35 ,

2 .

8. .

62 . 2016 .

74, 2015 . 38 .

2017 . 61 .-

45 , 73,77 %.

19,67 % 2 . 2 3,28 %

- 3,28 %.

2016 . 72 .-

25 , 34,72 %

45 . 62,5 %

2 . 2,78 %

2015

31 . ,

19 . 61,29 %

9 . 29,03 %.

3 . 9,68 %.

5

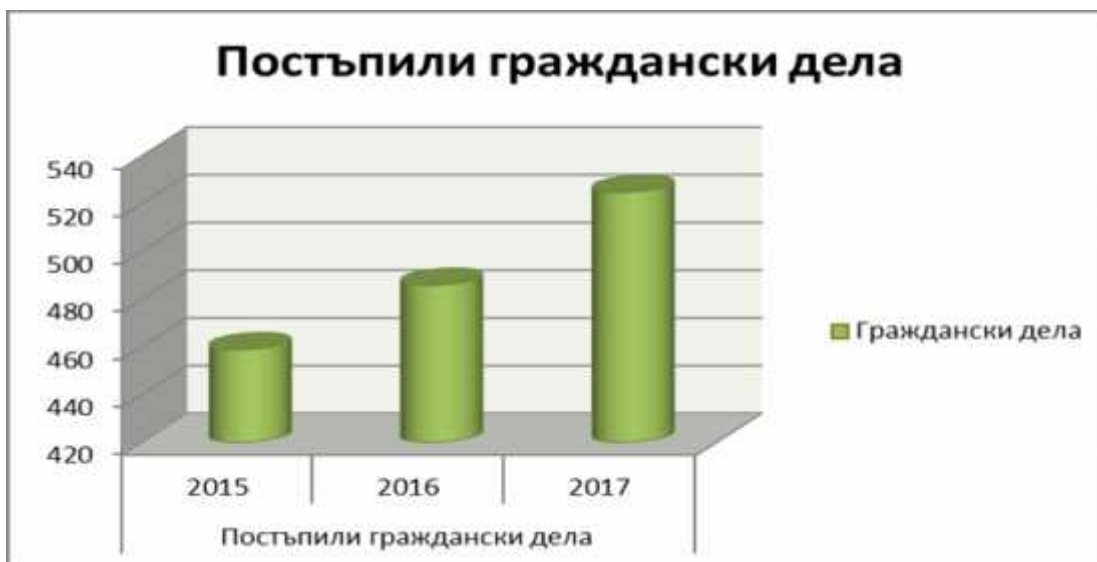
3

(74%) (26%),

9. .

- P

2016



2016 . 2015 .

153
 , 2016 . 171 ,, 2015 . – 143 .
 113 . ”
 – 54 . 2016 . 113 . ,
 – 58 ,,
 2015 . 96 ,, 62 .

40 ,, 2016 .
 58 ,, 2015 . 47 .
 . 310 – 2017 .
 3 , 2016 . 8 ,, 2015 . – 9 .
 5 . . 310 , 2016 .
 7 ,, 2015 . 7 . .
 :
 , 2016 . 3 . , 2015 . – 1
 .

63
 . 2016 . 74 ,, 2015 . 53 .
 2017 . 333 . , . 410 .
 417 , 2016 . 254 ,, 2015 . – 264 .
 19 .
 23 ,, 19
 .

3. ;

01.10.2015 .

211- /03.10.2016

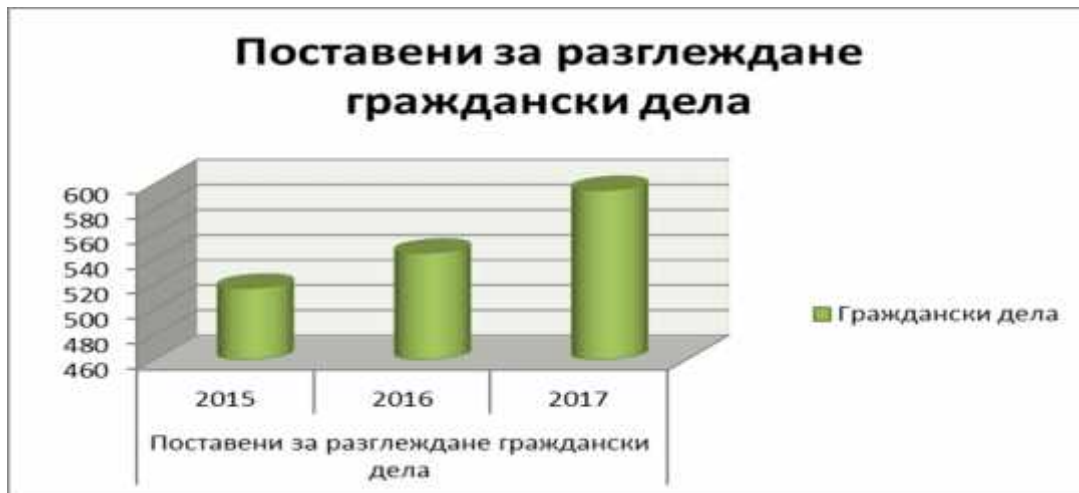
4

4.

595
517

2016 . – 545 ..

2017
2015 . –



3 – 5

, .390
 , .410 .417
 .131
 .140
 .131
 .254, .2
 255 2017
 2017 242
 93 - 38,43 %

2017

:

| | |
|-------|----|
| | |
| | 3 |
| | 16 |
| | 4 |
| | 2 |
| | 3 |
| | 34 |
| | 4 |
| | 1 |
| | 1 |
| . 199 | 8 |

| | |
|----------------|---|
| | 3 |
| | 8 |
| | 4 |
| . .229 (1), .1 | 1 |
| | 1 |



,

—

,

,

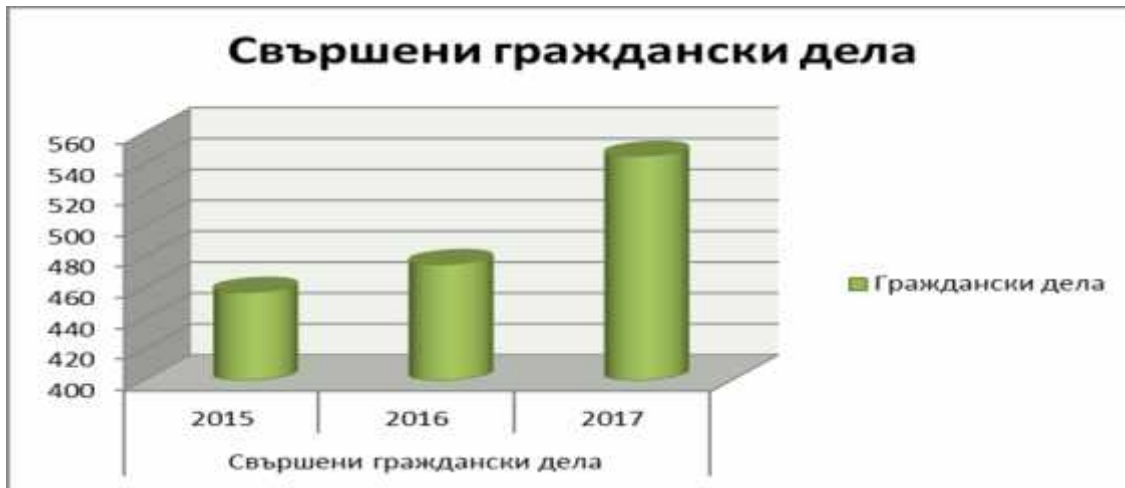
.



5. ,

2016 ., 457 .

545 ., 475 ., 2015 . —



86 % , 471 .
 406, 85% , 2016 .,
 90% . 2015 ., 413 .
 , 3-
 .
 , .
 496, 2016 . 413 ., 2015 .
 390.
 ; 2016 . 76 . , 2015 . 58
 .
 2017 . 29 . ,
 . 2016 . 44 . , 2015 . – 46 .
 2017 . 8 . , 9
 . 2016 . 11 .
 10 . , 2015 . 14 .
 12 .
 40 ., 2016 . 58 ., 2015 . – 47 .
 .
 . 2016 . 74 ., 2015 . 53 . 63
 28

2015 .- 52 .
 2017 . 333 . , . 410 .
 417 , 2016 . 254., 2015 .
 264 . 2017 . 333 ., 2016 .- 254
 ., 2015 .- 265 .
 . 310 3 . ,
 5 , 5 . 2016 .
 7 ., 2015 . 7 .
 19 . ,
 23 ., 19 . .
 2016 . 14 ., 2015 .- 17 .
 .
 2016 ., 49
 62 ., 2015 .- 67 .
 :
 , , ,
 .
6. - .
 01.01.2014 . 2 ,
 - 641/2010 . .
 . 30/03.02.2011 .
 . . 55/2013 . . . 111/2017 . ,
 - 351/2013 . ,
 . , ,
 . 3 - ,
 51 .
 ,
 ,
 ,
 .
 12.02.2018 .

7.

8.

| | 2015 . | | | | 2016 . | | | | 2017 | | | |
|--|--------|-------|-------|-------|--------|-------|-------|-------|-------|-------|-------|-------|
| | | | | | | | | | | | | |
| | | | | | | | | | | | | |
| | 21,54 | 19,04 | 26,51 | 23,44 | 25,95 | 22,62 | 30,28 | 26,39 | 33,05 | 30,28 | 34,00 | 31,14 |

-

- 399,

195

- 1 .

-

- 23 ., 15 .

15 . 5 .

9.

36 .

2016 .

36, 2015 . - 48 .

38 .

20 . 52,63 %, 7 . 18,24%, 11 . 28,95 %,

2016 . 30 .

19 . 63,34 %, 7 . 23,33 %, 4 . 13,33 %.

2015 :

28 . 51,00 %, 19 . 35,00 %, 8 .

61 .

14,00 %.

3

10.

2017 .

V.

1.

2017 26 , 10
: „ „

JES

2017

–

156

422

– 578

2017 .,
– 59,

74

15 .

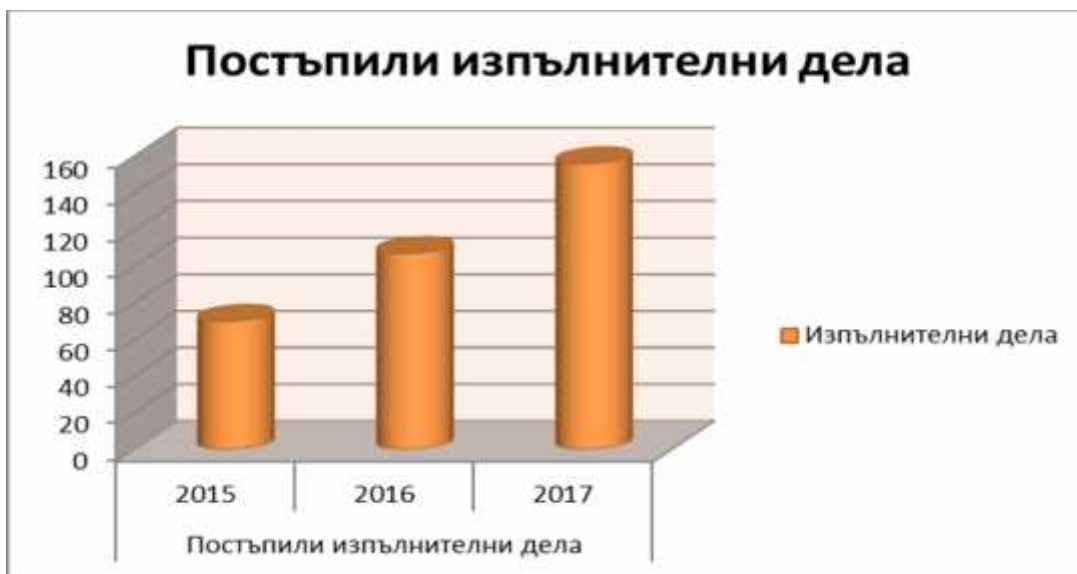
104

2015

– 156 ,
70 .

2016

, 1
 - 302 , 2
 , 3
 151
 - 211 ,
 , -60 .



148349.00 . -
 - 102265.00 .,
 - 35042.00 . ,
 - 10092.00 .

, 1
 , 2017 .
 7227.00 , 2016 .,
 7339.00 2015 .

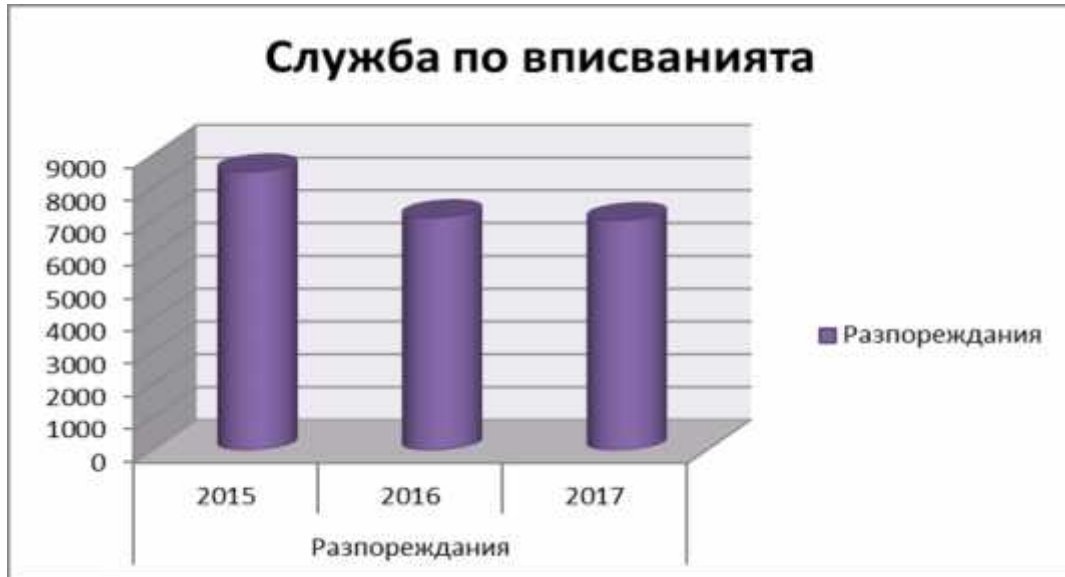
9961.00 .
 81

/
 , 55 , ,

2.

-
 , .
 , 10

2017 . 7009,
 , 2016 7094 , 2015 8492 ,
 3963 , 2016 . 3846 2015 . 4518 .



2017 101 543 , 2016
 . 106 207 2015 . 134 246
 2017 . 83 744 518 ,
 2016 . 67 235 886 2015 . 68 694 290 .

2017
 : 2017 907 2016 , 912 ..
 2015 1105 .

170 , 2016 . 218 2015 . - 217 .
 1070 .. 2017 1159 , 2016 .
 2016 . - 1276 ..

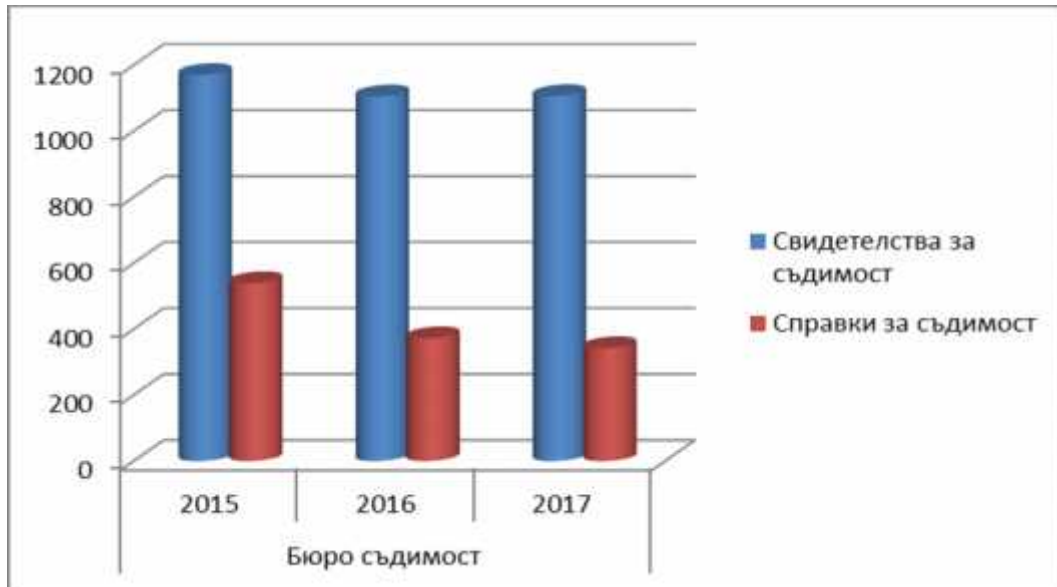
2016 . 1290 , 2015 . 1830 . 2017 982 ,

3.

“ ”
 , 2017 ” ” 1106
 342 .
 2016 1105

1170 . 372

499 . 2015



2017 .

VI. ПОБЕПК

2017 .

1.

2017 .

2.

466 20.11.2017 .

01.01.2017 . -

31.12.2017 .

VII.

” - ”

，

，

，

，

18 2019 18 2017

” ”

，

2017

，

，

— ； —

，

：

— ”

” — ”

—

；

— ”

”；

— ”

” — ”

“ 2000 ”

，

/

，

： ”

”

—

| | | | | | | | |
|----------|----------------|---|------------------------|--|----------------------------------|---|-------------------------------------|
| | - | 2. | 2. | 2017 . | - | - | 2. 1 |
| 2 | - | | | | | | |
| 2.1 | 1. 1. 2. | 1. 2. 3. | 1. 2. 3. | 21.04.2017 . 24.11.2017 . | " " " | - | 1. 2 - 2. 2 3. 2 - 40 - |
| 2.2 | 1. " " | 1. " . " . 1.1. 1.2 1.3. 1.4. | 1. 2. " . " . | 31.03.2017 . 20.04.2017 . 21.04.2017 . 24.11.2017 . | - , - , " ", , | - | 1. 4 2. 40 " " . |

| | | | | | | | |
|-----------|-----|--|-----|--------|---|--|---------|
| 3. | | | | | | | |
| 3.1. | 1. | | 1. | 2017 . | " | | 1. 0 |
| | / / | | 2. | | " | | 2. 2 |
| | | | 3. | | | | 3. 0 |
| | | | 4. | | | | 4. 12 |
| | | | / / | | | | / / |
| 3.2. | 2. | | 1. | 2017 . | " | | 1. 293 |
| | | | | | " | | |
| 3.3. | 3. | | 1. | 2017 . | " | | 1. 4167 |
| | " " | | 2. | | " | | 2. 60 |
| 4 | | | | | | | |
| 4.1. | 1. | | 1. | 2017 . | " | | 1. 0 |
| | | | 2. | | " | | 2. 0 |
| | | | 3. | | | | 3. 6 |
| | | | 4. | | | | 4. 0 |

| | | | | | | | |
|------|----------------------------------|------------------------------|------------------------------|----------|---|---|------------------------------------|
| | | - ; | 5. ; | | | | 5. 0 |
| | | - ; | 6. ; | | | | 6. 0 ; |
| | | - ; | 7. ; | | | | 7. 1 ; |
| 4.2. | 2. ; 2.1. ; 2016 2.2. ; | 1. ; 2. ; | 1. ; 2. ; | 2017 . " | " | - | 1. 1 ; 2. 0 ; |
| 4.3. | 3. ; - | 1. ; - | 1. ; | 2017 | " | " | 1. 0 |
| 4.4. | 4. ; - | 1. ; 2. ; 3. ; 4. ; | 1. ; 2. ; 3. ; 4. ; | | - | - | 1. 0 ; 2. 0 ; 3. 0 ; 4. 0 |
| 5. | - | | | | | | |
| 5.1. | 1. ; - ; - | | - | 2017 . | " | " | 1. 20 |

| | | | | | | | |
|-----------|------------------------|--|----|--------|---|--|------------|
| | | | | | | | |
| 5.2. | 2. | | 1. | | | | 1. 1 13 |
| 5.3. | 3. | | 1. | 2017 . | | | 1. 7 |
| 5.4. | 4. | | | 2017 . | | | 1. 4 |
| 6. | - 2017 - 2020 . | | | | | | |
| 6.1. | 1. | | | 2017 . | " | | 1. 0 |
| 6.2. | 2. | | | 2017 . | " | | |

2 :

—

:

2017 .

| | | | | | |
|-----|--|----|--|-------------|-----|
| | | 8 | | 12 70 % | |
| ” “ | | | | | |
| | | 1 | | - | |
| / / | | | | - | |
| | | - | | - | |
| | | 1 | | | |
| | | 1 | | 2 50% | |
| | | 12 | | 12 100 % | ” ” |
| | | 2 | | 100 % | |
| | | 2 | | 100 % | |
| | | | | 2 | |

| | | | | | |
|--|----|--|--|--|-----|
| | | | | | ” ” |
| | — | | | | |
| | ， | | | | |
| | （ | | | | |
| | 。） | | | | |

IX.

—

2001 .

2016

8742

2017

，

—

800 . .

”

2018

2017

（ ），

4370 .

2700 ”

”

”

. 169, . 1, . 1-5 . 2

—

2017

3/26.01.2017 .

1. Dell 1420

WINDOWS 2003 SERVER;

2. Fujitsu Primergi TX2540M1

2015,

Dell Power Edge 2950,

Fujitsu Primergi TX2540M1

2008 SERVER,

WINDOWS

“

backup

web

Tb

: NAS ZyXEL
RAID 1.

2

1

backup

100 %

Sharing FTP

2017

Brother ADS 2100 Mustek iDocScan P70,
Kyocera FS-1035 MFP

2017

Xerox WC7225i. M

e

Kyocera FS-1035 MFP

Xerox WC7225i,

2017

1. “ 5.0” Web ;
2. “Web - 66”;
3. ” Style”

4. JES – –
5. “ ”

6. web – .
7. – .

8. , web

, ,

, ,

, ,

, ,

, ,

, ,

, ,

, ,

, ,

, ,

, ,

BG05SFOP001-3.001,

3 „

” 2014-2020

() ,

100 %

XI.

2017

2017

”

”.

:

();

